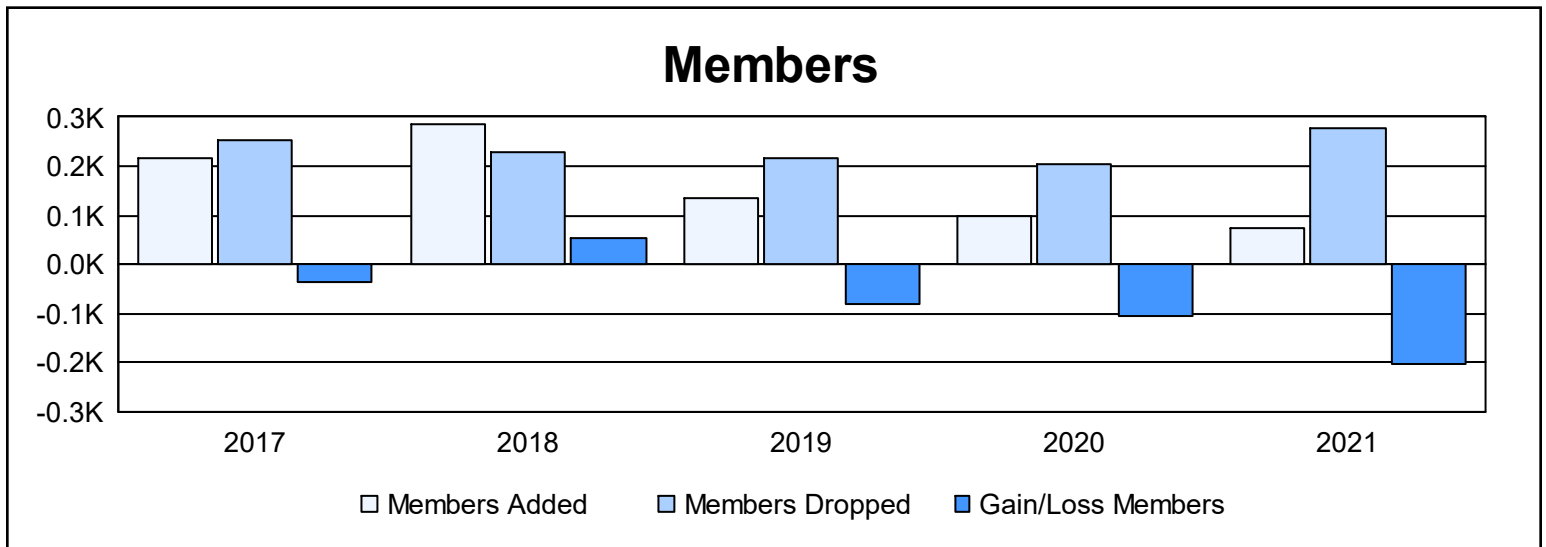
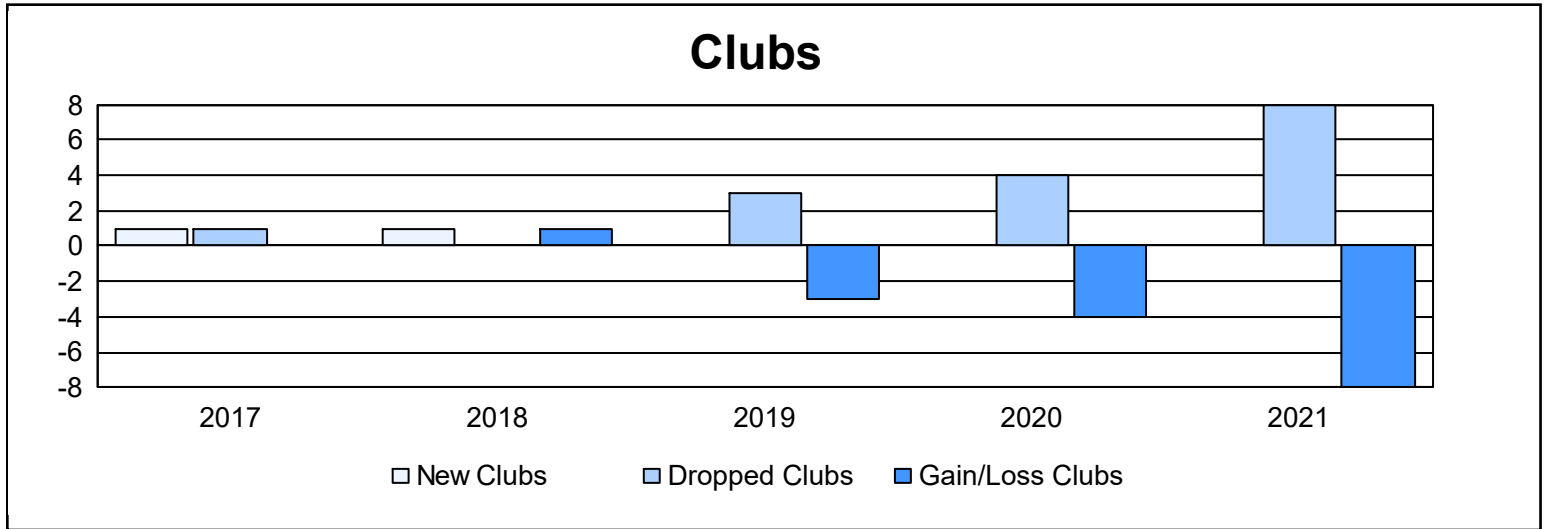
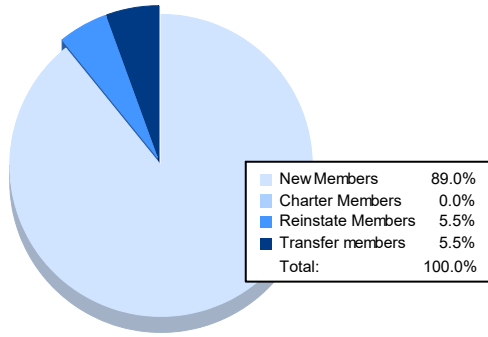


| Year | New Clubs | Dropped Clubs | Gain/ Loss Clubs | New Members | Charter Members | Reinstate Members | Transfer Members | Total Member Added | Total Members Dropped | Gain/ Loss Members |
|----------------|-----------|---------------|------------------|-------------|-----------------|-------------------|------------------|--------------------|-----------------------|--------------------|
| 2016-2017 | 1 | 1 | 0 | 185 | 26 | 1 | 6 | 218 | 254 | -36 |
| 2017-2018 | 1 | 0 | 1 | 247 | 23 | 7 | 7 | 284 | 230 | 54 |
| 2018-2019 | 0 | 3 | -3 | 117 | 1 | 8 | 9 | 135 | 215 | -80 |
| 2019-2020 | 0 | 4 | -4 | 93 | 0 | 2 | 3 | 98 | 204 | -106 |
| 2020-2021 | 0 | 8 | -8 | 65 | 0 | 4 | 4 | 73 | 276 | -203 |
| Average | 0 | 3 | -3 | 141 | 10 | 4 | 6 | 162 | 236 | -74 |



Membership Composition June 2021 Cumulative



Gender Composition June 2021 Cumulative

